


# I Love to Eat, Eat, Eat... **SOLID SHAPES!**


## Materials Needed:

- 1 bag of Pretzel Sticks
- 1 bag of Mini Snickers
- 1 bag of Hershey Kisses
- 1 bag of Bugles
- 1 bag of Cheez Balls
- 1 bag of Kit Kat (Snack Size)
- 1 bag of Coco Roos


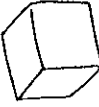









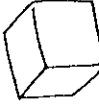









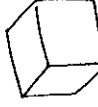




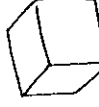




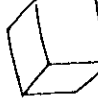





## To Play:

Provide each child with a baggie of Solid Shape Food. A suggestion would be 5 stick pretzels, 1 Snickers, 2 Hershey Kisses, 3 Bugles, 4 Cheez Balls, 1 Kit Kat, 6 Coco Roos. Each child will sort and record their data on the graph and data page. When the data pages are complete...**THEY CAN EAT THEIR SOLID SHAPE FOOD! YUMMERS!**



# I love to eat... SOLID SHAPES!

7					
6					
5					
4					
3					
2					
1					
	Sphere	Cube	Rectangular prism	Cylinder	Cone

Directions: Sort your solid shape food. Graph your results.

Name: \_\_\_\_\_

# I love to eat... **SOLID SHAPES!**

4. What Does Your Graph Tell You About  
Your Solid Shapes

-----

-----

-----

-----





-----

-----

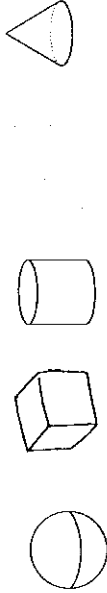
## Word Bank

most least equal  
same fewer

1. Record Your Results

2. Which Solid Shape Did  
You Have the **Most** Of?



3. Which Solid Shape Did  
You Have the **Least** Of?

